


18,440-2
Hunt County, Texas
Office of the Auditor

FILED FOR RECORD
at 1:20 o'clock P M

PAYROLL REPORT

OCT 24 2023

October 24th, 2023

BECKY LANDRUM
County Clerk, Hunt County, Tex.
By 

I approve the following payroll and hereby request the Court's approval.


Mary Corcoran, County Auditor


SUMMARY OF PAYROLL REPORT TO BE APPROVED

The Commissioners Court of Hunt County hereby approves the attached payroll report prepared by the respective county officials for the pay period ended October 14th, 2023

Total Payroll


\$ 1,002,929.18

APPROVED BY COMMISSIONERS COURT:



Bobby Stovall, Hunt County Judge


Mark Hutchins, Comm., Pct #1




David Monroe, Comm., Pct #2


Phillip Martin, Comm., Pct #3


Steven Harrison, Comm., Pct #4

ATTEST:


Becky Landrum, County Clerk

10-24-2023
Date

DEPT: ALL

PAYROLL NO#: 01

PAY PERIOD BEGINNING: 10/01/2023

PAY PERIOD ENDING: 10/14/2023

** (CONTINUED) **

DATE	ORG FUND ACCOUNT	CODE/RATE	HOURLY RATE	HOURS	AMOUNT
S/B	151.66 0.00		VOL VOL	752.50	
SCAP	0.00 307.70				
TOTALS:	5,197.87 1002,230.93		698.25	115178.24	344431.72 159,568.54 74544.31

-----DEPARTMENT RECAP-----

DEPT NO#	GROSS	REGULAR	OVERTIME	LEAVE	OTHER	BENEFITS	DEDUCTIONS	TAXES	NET
10-0100	8,851.11	7,264.57	0.00	0.00	1,586.54	0.00	1,053.46	1,663.84	6,133.81
10-0200	1,973.23	1,973.23	0.00	0.00	0.00	0.00	567.23	257.46	1,148.54
10-0201	5,656.35	5,522.12	0.00	0.00	69.23	65.00	420.78	1,011.54	4,159.03
10-0300	27,157.86	26,949.58	0.00	260.00	51.72-	0.00	3,275.74	3,985.17	19,896.95
10-0400	18,078.29	14,307.15	0.00	0.00	3,771.14	0.00	1,998.57	3,711.42	12,368.30
10-0402	18,469.25	14,307.15	0.00	0.00	4,162.10	0.00	2,427.10	3,126.66	12,915.49
10-0500	11,509.11	10,806.85	0.00	27.25	675.01	0.00	1,272.35	1,906.75	8,330.01
10-0600	13,019.95	10,806.85	0.00	0.00	2,213.10	0.00	1,019.35	2,606.53	9,394.07
10-0700	23,524.67	23,138.13	0.00	0.00	386.54	0.00	3,306.75	3,611.24	16,606.68
10-0800	9,758.99	8,958.74	0.00	0.00	800.25	0.00	1,304.89	1,448.17	7,005.93
10-0900	8,917.60	8,153.50	0.00	0.00	764.10	0.00	1,696.47	1,286.92	5,934.21
10-1000	7,045.63	6,362.30	0.00	0.00	683.33	0.00	1,132.21	798.06	5,115.36
10-1100	5,516.63	4,781.38	0.00	0.00	735.25	0.00	453.43	799.05	4,264.15
10-1200	7,392.52	6,738.03	0.00	0.00	654.49	0.00	638.25	1,091.56	5,662.71
10-1234	6,462.66	6,462.66	0.00	0.00	0.00	0.00	1,109.24	780.45	4,572.97
10-1300	45,824.36	43,654.36	0.00	0.00	2,046.25	123.75	4,863.23	7,840.85	32,996.53
10-1400	40,450.49	36,621.09	0.00	62.62	3,766.78	0.00	4,925.26	6,969.62	28,555.61
10-1500	20,708.75	19,914.00	0.00	350.52	444.23	0.00	1,977.94	3,813.86	14,916.95
10-1600	8,289.06	7,678.05	0.00	218.70	392.31	0.00	618.62	1,279.45	6,390.99
10-1700	42,948.04	41,895.96	0.00	31.12	1,020.96	0.00	6,752.58	5,946.25	30,249.21
10-1800	20,737.55	20,064.37	0.00	426.06	184.62	62.50	2,288.42	3,322.46	15,064.17
10-1900	181,561.32	157,354.32	0.00	14,515.39	9,566.61	125.00	19,440.79	27,236.14	134,759.39
10-2000	186,176.01	155,664.53	0.00	16,035.84	14,475.64	0.00	20,401.42	31,844.07	133,930.52
10-2200	10,580.00	10,378.08	0.00	0.00	201.92	0.00	1,280.61	1,391.52	7,907.87
10-2300	4,828.97	4,828.97	0.00	0.00	0.00	0.00	196.98	623.70	4,008.29
10-2400	12,405.70	11,417.22	0.00	0.00	988.48	0.00	1,264.83	1,860.07	9,280.80
10-2500	3,037.15	2,985.23	0.00	0.00	51.92	0.00	243.41	465.50	2,328.24
10-2600	2,805.23	2,805.23	0.00	0.00	0.00	0.00	196.80	490.88	2,117.55
10-2700	6,763.66	6,688.65	0.00	0.00	75.01	0.00	574.55	715.42	5,473.69
10-2800	1,843.00	0.00	0.00	0.00	1,843.00	0.00	0.00	223.38	1,619.62
10-3000	7,382.25	6,533.54	0.00	0.00	848.71	0.00	520.94	1,313.55	5,547.76
10-3100	13,517.54	13,496.15	0.00	0.00	41.11-	62.50	1,578.48	1,677.29	10,199.27
10-3200	8,573.74	8,277.58	0.00	0.00	296.16	0.00	1,187.61	1,540.83	5,845.30
10-3400	9,032.42	9,158.15	0.00	0.00	125.73-	0.00	694.38	1,273.57	7,064.47
10-4000	19,924.10	16,516.51	0.00	394.10	3,013.49	0.00	4,352.96	4,123.44	11,447.70
10-5100	5,237.00	5,563.46	0.00	0.00	326.46-	0.00	1,097.31	822.57	3,317.12
10-5200	9,071.69	7,827.95	0.00	734.12	509.62	0.00	1,201.84	1,502.57	6,367.28

DEPT: ALL

PAYROLL NO#: 01

PAY PERIOD BEGINNING: 10/01/2023

PAY PERIOD ENDING: 10/14/2023

-----DEPARTMENT RECAP-----

DEPT NO#	GROSS	REGULAR	OVERTIME	LEAVE	OTHER	BENEFITS	DEDUCTIONS	TAXES	NET
10-5900	4,731.38	4,538.69	0.00	0.00	132.69	60.00	492.96	707.10	3,471.32
15-5500	6,438.06	5,782.27	0.00	365.41	290.38	0.00	666.87	927.96	4,843.23
20-4100	280.77	0.00	0.00	0.00	280.77	0.00	0.00	33.98	246.79
21-3500	25,019.97	23,080.16	0.00	90.97	1,791.34	57.50	1,963.61	3,173.50	19,825.36
22-3600	29,701.45	27,908.30	0.00	0.00	1,733.65	59.50	2,628.01	4,477.26	22,536.68
23-3700	30,825.89	28,693.39	0.00	175.02	1,899.98	57.50	3,430.30	5,158.59	22,179.50
24-3800	32,729.77	30,020.89	0.00	585.14	2,098.74	25.00	3,765.97	4,976.49	23,962.31
26-2200	2,326.92	2,326.92	0.00	0.00	0.00	0.00	165.26	292.46	1,869.20
26-4800	7,583.72	7,514.49	0.00	0.00	69.23	0.00	919.08	1,033.19	5,631.45
81-0300	1,544.59	1,523.08	0.00	21.51	0.00	0.00	294.87	217.69	1,032.03
82-5200	1,700.00	1,700.00	0.00	0.00	0.00	0.00	49.00	180.05	1,470.95
95-7100	25,014.78	23,637.46	0.00	176.94	1,200.38	0.00	3,467.53	4,028.46	17,518.79
TOTALS	1,002,929.18	902,581.29	0.00	34,470.71	65,178.93	698.25	115,178.24	159,568.54	727,484.15

REGULAR INPUT: 406

MANUAL INPUT: 0

CHECK STUB COUNT: 2

DIRECT DEPOSIT STUB COUNT: 404